



District Report Card: 2017


State: Haryana	District: Rewari
Class: 3	Subject: Language
Schools: 60	Students: 823


Participation/Coverage


Students

<div>GENDER</div> <div></div>	Boys		Girls	
	Number	%	Number	%
	407	49.45	416	50.55

<div>AREA</div> <div></div>	Rural		Urban	
	Number	%	Number	%
	691	83.96	132	16.04

<div>CATEGORY</div> <div></div>	SC		ST		OBC		GEN	
	Number	%	Number	%	Number	%	Number	%
	360	43.74	13	1.58	221	26.85	229	27.83

<div>CWSN</div> <div></div>	LD	VI	HI	S&LD	ID	Oth
	0	1	3	2	8	1

<div>Management</div> <div></div>	Government		Government-aided	
	Number	%	Number	%
	798	96.96	25	3.04

Average Performance of Students in Language (%)

Overall	Gender		Area		Management		Social Group			
	Male	Female	Rural	Urban	Govt.	Aided	SC	ST	OBC	GEN
72.56	71.17	73.91	73.40	68.13	72.80	64.80	70.17	61.54	73.85	75.69

Performance on Learning Outcomes (LOs)

Learning Outcomes	Description	Average Performance(%)
L304	Reads small texts with comprehension i.e., identifies main ideas, details, sequence and draws conclusions	72.94
L312	Reads printed scripts on the classroom walls: poems, posters, charts etc.	71.79

Range of Performance of Students who Answered Correctly							
Below 30%		30% - 50%		50% - 75%		Above 75%	
Number	%	Number	%	Number	%	Number	%
51	6.20	83	10.09	257	31.23	432	52.49

Lowest Performing Learning Outcomes (LOs)

1 - Reads printed scripts on the classroom walls: poems, posters, charts etc. (71.79)

2 - Reads small texts with comprehension i.e., identifies main ideas, details, sequence and draws conclusions (72.94)